



2012-2013 GMT Reports for District (or Undistricted) **District 411 A KENYA AFRICA**

GMT: **MANOJ SHAH**

Location: **KENYA AFRICA**

GMT CA: **6**

CLUBS

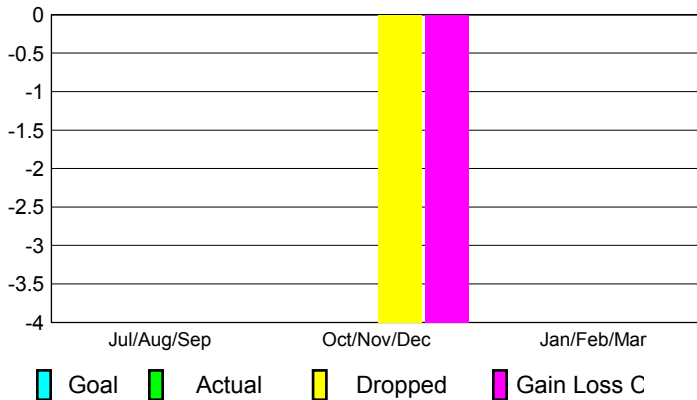
Club Results
2012-2013

Clubs
2011-2012

Month	New Club Goal	Actual New Clubs	Actual Dropped Clubs	Gain/Loss of Clubs	Gain/Loss of Clubs
Jul/Aug/Sep		0	0	0	0
Oct/Nov/Dec		0	-4	-4	-1
Jan/Feb/Mar					-1
Totals		0	-4	-4	-2

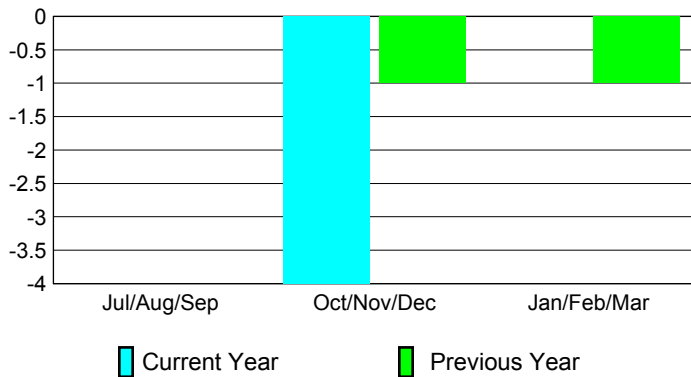
Club Results 2012-2013

Goal, New, Dropped, Gain/Loss



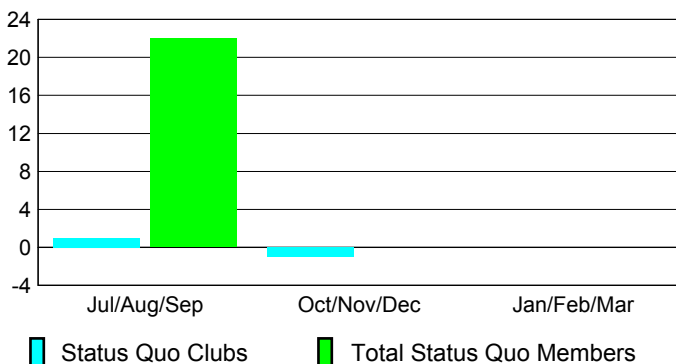
Comparison of Club Gain/Loss

Current Year Compared to the Previous Year



YTD Status Quo Clubs 2012-2013

Status Quo Clubs Compared to Status Quo Members



MEMBERSHIP

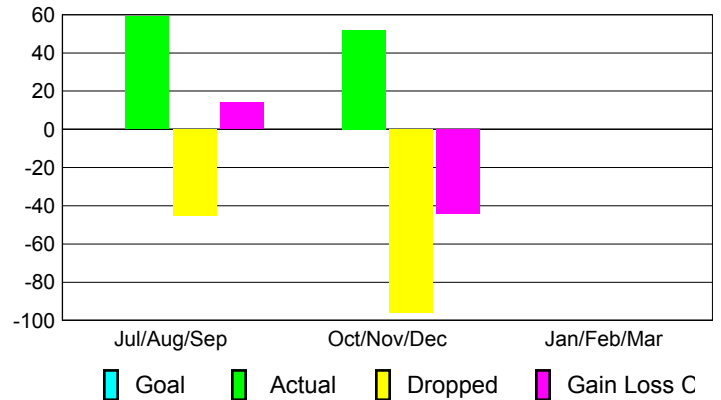
Membership Results
2012-2013

Membership
2011-2012

Month	Net Memb Goal	Actual New Memb	Actual Dropped Memb	Gain/Loss of Memb	Gain/Loss of Memb
Jul/Aug/Sep		59	-45	14	25
Oct/Nov/Dec		52	-96	-44	-39
Jan/Feb/Mar					-3
Totals		111	-141	-30	-17

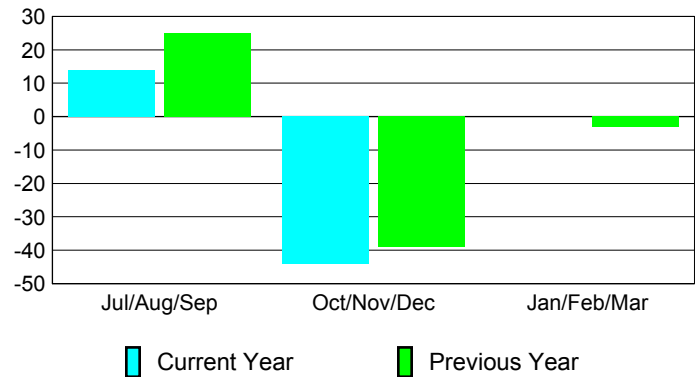
Membership Results 2012-2013

Goal, New, Dropped, Gain/Loss

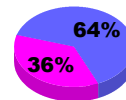


Comparison of Membership Gain/Loss

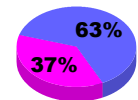
Current Year Compared to the Previous Year



Gender Comparison 2012-2013



Jul/Aug/Sep



Oct/Nov/Dec

Jan/Feb/Mar

Male

Female



2012-2013 GMT Reports for District (or Undistricted) **District 411 A SEYCHELLES**

GMT: MANOJ SHAH

Location: SEYCHELLES

GMT CA: 6

CLUBS

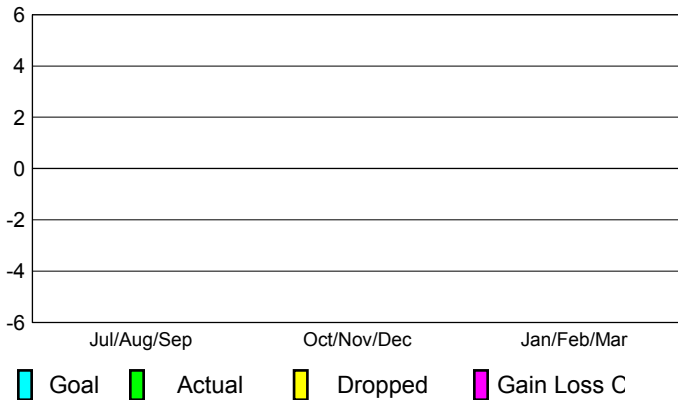
Club Results
2012-2013

Clubs
2011-2012

Month	New Club Goal	Actual New Clubs	Actual Dropped Clubs	Gain/Loss of Clubs	Gain/Loss of Clubs
Jul/Aug/Sep		0	0	0	0
Oct/Nov/Dec		0	0	0	0
Jan/Feb/Mar					0
Totals		0	0	0	0


Club Results 2012-2013

Goal, New, Dropped, Gain/Loss




Comparison of Club Gain/Loss

Current Year Compared to the Previous Year



YTD Status Quo Clubs 2012-2013

Status Quo Clubs Compared to Status Quo Members



MEMBERSHIP

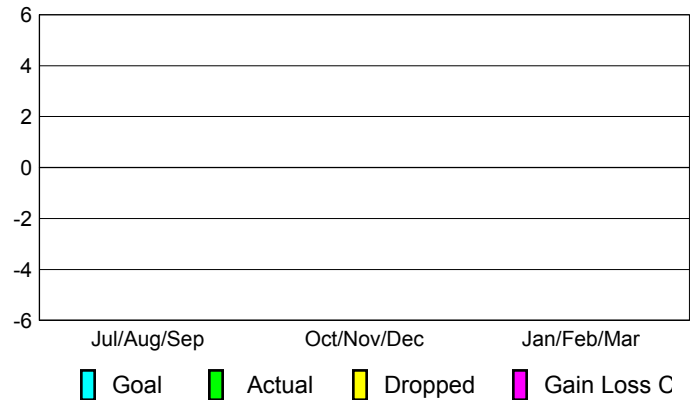
Membership Results
2012-2013

Membership
2011-2012

Month	Net Memb Goal	Actual New Memb	Actual Dropped Memb	Gain/Loss of Memb	Gain/Loss of Memb
Jul/Aug/Sep		0	0	0	-1
Oct/Nov/Dec		0	0	0	9
Jan/Feb/Mar					2
Totals		0	0	0	10

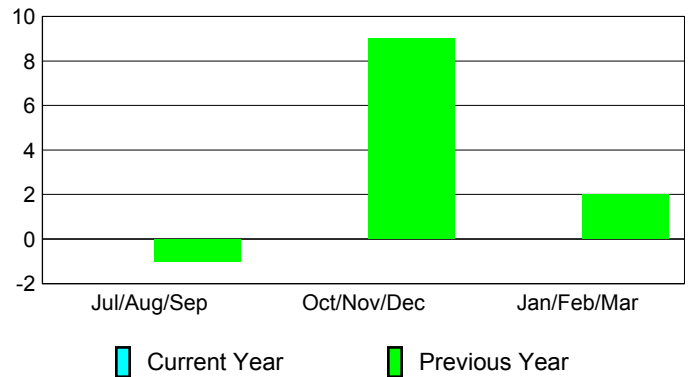
Membership Results 2012-2013

Goal, New, Dropped, Gain/Loss

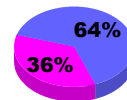


Comparison of Membership Gain/Loss

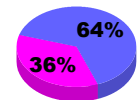
Current Year Compared to the Previous Year



Gender Comparison 2012-2013



Jul/Aug/Sep



Oct/Nov/Dec

Jan/Feb/Mar

Male

Female



2012-2013 GMT Reports for District (or Undistricted) **District 411 A ETHIOPIA**

GMT: MANOJ SHAH

Location: ETHIOPIA

GMT CA: 6

CLUBS

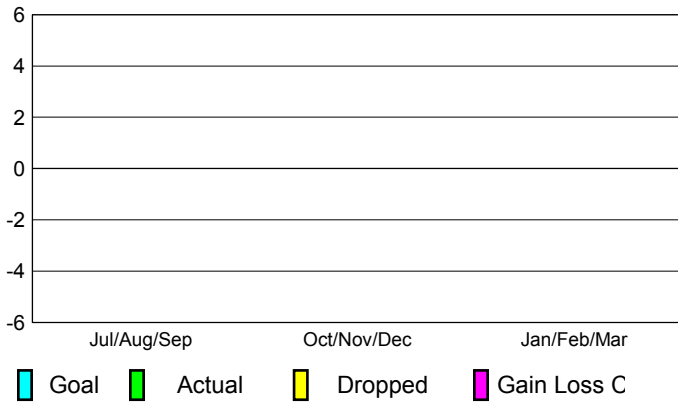
**Club Results
2012-2013**

**Clubs
2011-2012**

Month	New Club Goal	Actual New Clubs	Actual Dropped Clubs	Gain/Loss of Clubs	Gain/Loss of Clubs
Jul/Aug/Sep		0	0	0	0
Oct/Nov/Dec		0	0	0	0
Jan/Feb/Mar					0
Totals		0	0	0	0


Club Results 2012-2013

Goal, New, Dropped, Gain/Loss




Comparison of Club Gain/Loss

Current Year Compared to the Previous Year



YTD Status Quo Clubs 2012-2013

Status Quo Clubs Compared to Status Quo Members



MEMBERSHIP

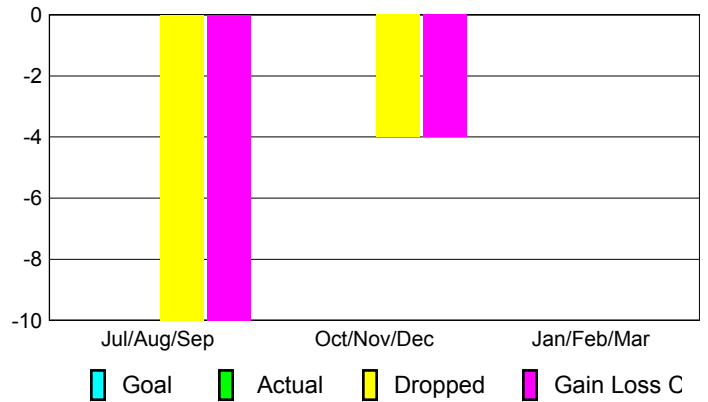
**Membership Results
2012-2013**

**Membership
2011-2012**

Month	Net Memb Goal	Actual New Memb	Actual Dropped Memb	Gain/Loss of Memb	Gain/Loss of Memb
Jul/Aug/Sep		0	-10	-10	31
Oct/Nov/Dec		0	-4	-4	-11
Jan/Feb/Mar					2
Totals		0	-14	-14	22

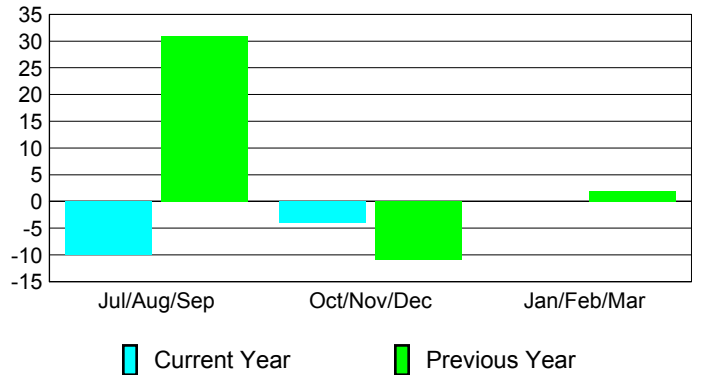
Membership Results 2012-2013

Goal, New, Dropped, Gain/Loss



Comparison of Membership Gain/Loss

Current Year Compared to the Previous Year



Gender Comparison 2012-2013

